

Bible Story Reflection

Leader Instructions: Print 1 copy for each group.

God Made People

(Genesis 1:26-30; 2:4-7, 18-24)

God created people, the most special part of all of His creation. (**Put your hands around your face to show you're special.**) It happened like this. After God had made earth and heaven, God did something truly amazing.


He formed man out of dirt from the ground and blew into his nostrils the breath of life. (**Breathe in a big breath.**) The man came alive — a living, breathing person. (**Close and open your eyes.**) But God wasn't finished yet. God saw that the man was alone (**look around like you are lonely**) and said "It's not good for man to be alone, I'll make him a helper.

But something wasn't quite right ... the man couldn't find a companion that was just right for him. (**Look around like you are lonely.**) When God saw this, He put the man into a deep sleep. (**Pretend to be asleep.**) As he slept, God removed one of his ribs and replaced it with flesh. God then used the rib that He had taken from the man to make a woman and introduced her to the man. (**Wave hello**) And the man said "Finally, someone like me! We can work together and encourage and support each other. (**Do a thumbs up.**) So God had created human beings, male and female. His most precious creations, He made them in His image. (**Pat your face.**) And He created them with a plan, to be representatives for Him and to reflect His nature in how they would love and treat all that He created.

So God blessed them. (**Give a thumbs up.**) He said, "Prosper, fill the earth! Take charge and manage the fish in the sea, the birds of the air, and every living thing that moves on the face of the earth." They will all be yours, to have as food and to share" (**Do a thumbs up.**)


Bible Teaching Time

Leader Instructions: Print 1 copy to use for Bible teaching time.




Picture This Memory Verse ESV


Leader Instructions: Print 1 page per kid.



So



God




created




man




in




His




own




image,




in




the




image




of




God




He




created




him;




male




and



female



He



created




them.


(Genesis 1:27)

Picture This Memory Verse NIV

Leader Instructions: Print 1 page per kid.



So




God




created




man




in



His




own




image,




in




the



image



of



God




He




created



him;



male



and




female



He



created




them.


(Genesis 1:27)

Picture This Memory Verse KJV


Leader Instructions: Print 1 page per kid.




So




God




created




man




in




His




own




image,




in




the




image




of



God




created




He



him;




male



and




female



created



He




them.


(Genesis 1:27)

Picture This Memory Verse NKJV

Leader Instructions: Print 1 page per kid.




So




God




created




man



in



His



own



image;




in




the



image



of



God




He




created



him;



male



and




female



created



He









them.

(Genesis 1:27)

Story Cube ESV

Leader Instructions: Make a copy for each child in your group. Have the kids cut (or pre-cut these) along the dashed lines, which will make a cross shape. Then help the kids fold on the straight lines, so that it makes a three-dimensional cube, and tape the edges in place. Use these cubes during the Challenge experience for kids to talk through the Bible story and three challenge options that kids can choose from.

	<p>Practice memorizing this lesson's verse:</p>  <p>So God created man in his own image, in the image of God He created him; male and female he created them. (Genesis 1:27)</p> <p><input type="checkbox"/> I choose this one!</p>	
<p>Explain this part of the story!</p> 	<p>Explain this part of the story!</p> 	<p>Explain this part of the story!</p> 
	<p>Mirror Prayer:</p>  <p>Study yourself in a mirror and choose three things about yourself that make you unique, and thank God for those things and for making you in His image.</p> <p><input type="checkbox"/> I choose this one!</p> <hr/> <p>Answer the Question:</p>  <p>What does it mean to be a reflection and representation of God? Write your answer below. Then when you go home, rewrite it on a piece of paper and post it where you will see it every day!</p> <p>_____</p> <p><input type="checkbox"/> I choose this one!</p>	

Story Cube NIV

Leader Instructions: Make a copy for each child in your group. Have the kids cut (or pre-cut these) along the dashed lines, which will make a cross shape. Then help the kids fold on the straight lines, so that it makes a three-dimensional cube, and tape the edges in place. Use these cubes during the Challenge experience for kids to talk through the Bible story and three challenge options that kids can choose from.

I choose this one!

*So God created man
in His own image, in
the image of God He
created them; male
and female He
created them.
(Genesis 1:27)*

Practice memorizing
this lesson's verse:



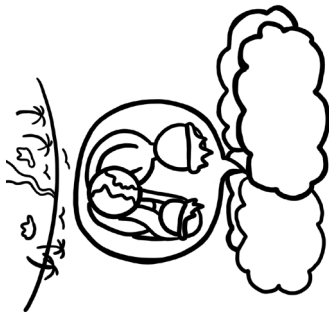
Explain this part of the story!



Explain this part of the story!



Explain this part of the story!



Mirror Prayer:



Study yourself in a mirror and choose three things about yourself that make you unique, and thank God for those things and for making you in His image.

I choose this one!

Answer the Question:




What does it mean to be a reflection and representation of God? Write your answer below. Then when you go home, rewrite it on a piece of paper and post it where you will see it every day!

I choose this one!

Story Cube KJV


Leader Instructions: Make a copy for each child in your group. Have the kids cut (or pre-cut these) along the dashed lines, which will make a cross shape. Then help the kids fold on the straight lines, so that it makes a three-dimensional cube, and tape the edges in place. Use these cubes during the Challenge experience for kids to talk through the Bible story and three challenge options that kids can choose from.



Explain this part of the story!



Explain this part of the story!



Practice memorizing
this lesson's verse:

**So God created man
in His own image, in
the image of God
created He them, male
and female created
He them.
(Genesis 1:27)**

I choose this one!



Mirror Prayer:

Study yourself in a mirror and choose three things about yourself that make you unique, and thank God for those things and for making you in His image.

I choose this one!

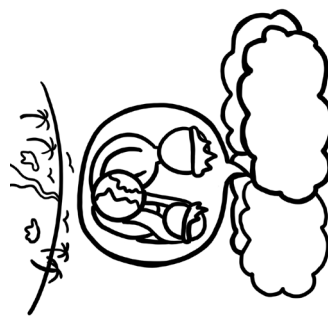





Answer the Question:

What does it mean to be a reflection and representation of God? Write your answer below. Then when you go home, rewrite it on a piece of paper and post it where you will see it every day!

I choose this one!

Story Cube NKJV

Leader Instructions: Make a copy for each child in your group. Have the kids cut (or pre-cut these) along the dashed lines, which will make a cross shape. Then help the kids fold on the straight lines, so that it makes a three-dimensional cube, and tape the edges in place. Use these cubes during the Challenge experience for kids to talk through the Bible story and three challenge options that kids can choose from.

	<p>Practice memorizing  this lesson's verse:</p> <p><i>So God created man in His own image; in the image of God He created him; male and female He created them.</i> (Genesis 1:27)</p> <p><input type="checkbox"/> I choose this one!</p>	<p>Explain this part of the story!</p> 
<p>Explain this part of the story!</p>	<p>Mirror Prayer:  Study yourself in a mirror and choose three things about yourself that make you unique, and thank God for those things and for making you in His image.</p> <p><input type="checkbox"/> I choose this one!</p>	<p>Explain this part of the story!</p> 
<p>Explain this part of the story!</p>	<p>Answer the Question:  What does it mean to be a reflection and representation of God? Write your answer below. Then when you go home, rewrite it on a piece of paper and post it where you will see it every day!</p> <p>_____</p> <p><input type="checkbox"/> I choose this one!</p>	<p>Explain this part of the story!</p>